UNIVERSITY OF CAMBRIDGE INTERNATIONAL EXAMINATIONS
International General Certificate of Secondary Education

CANDIDATE NAME	

CENTRE NUMBER						CANDIDATE NUMBER				

* 1 1 2 9 0 0 3 3 8 5 *

CHEMISTRY **0620/31**

Paper 3 (Extended) **October/November 2012**

1 hour 15 minutes

Candidates answer on the Question Paper.

No Additional Materials are required.

READ THESE INSTRUCTIONS FIRST

Write your Centre number, candidate number and name on all the work you hand in.
Write in dark blue or black pen.
You may use a pencil for any diagrams, graphs or rough working.
Do not use staples, paper clips, highlighters, glue or correction fluid.
DO **NOT** WRITE IN ANY BARCODES.

Answer **all** questions.
A copy of the Periodic Table is printed on page 12.

At the end of the examination, fasten all your work securely together.
The number of marks is given in brackets [ ] at the end of each question or part question.

For Examiner's Use	
1	
2	
3	
4	
5	
6	
7	
Total	

This document consists of **12** printed pages.

© UCLES 2012

UNIVERSITY of CAMBRIDGE International Examinations

For Examiner's Use

1 A list of techniques used to separate mixtures is given below.

filtration

diffusion

fractional distillation

simple distillation

crystallisation

chromatography

From this list, choose the most suitable technique to separate the following mixtures.
A technique may be used once, more than once or not at all.

(a) butane from a mixture of propane and butane ..... [1]

(b) oxygen from liquid air ..... [1]

(c) water from aqueous magnesium sulfate ..... [1]

(d) potassium chloride from aqueous potassium chloride ..... [1]

(e) silver chloride from a mixture of silver chloride and water ..... [1]

(f) glucose from a mixture of glucose and maltose ..... [1]

[Total: 6]

© UCLES 2012

For Examiner's Use

2 Three of the halogens in Group VII are listed below.

chlorine
bromine
iodine

(a) **(i)** How does their colour change down the Group?

..... [1]

(ii) How do their melting points and boiling points change down the Group?

..... [1]

(iii) Predict the colour and physical state (solid, liquid or gas) of astatine, At.

colour .....

physical state ..... [2]

(b) A radioactive isotope of iodine, $^{131}_{53}I$, is used to treat cancer.

(i) Define the term *isotope*.

.....

..... [2]

(ii) How many protons, electrons and neutrons are there in one atom of $^{131}_{53}I$?

number of protons .....

number of electrons .....

number of neutrons ..... [2]

(iii) When this isotope, $^{131}_{53}I$, emits radiation, a different element with a proton number of 54 is formed.
What is the name of this element?

..... [1]

(c) Fluorine, the most reactive halogen, forms compounds with the other halogens. It forms two compounds with bromine.
Deduce their formulae from the following information.

compound 1
The mass of one mole of this compound is 137 g.

Its formula is ..... [1]

compound 2
0.02 moles of this compound contain 0.02 moles of bromine atoms and 0.1 moles of fluorine atoms.

Its formula is ..... [1]

[Total: 11]

For Examiner's Use

3 The speed (rate) of a chemical reaction depends on a number of factors which include temperature and the presence of a catalyst.

(a) Reaction speed increases as the temperature increases.

(i) Explain why reaction speed increases with temperature.

.....

.....

..... [3]

(ii) Reactions involving enzymes do not follow the above pattern.
The following graph shows how the speed of such a reaction varies with temperature.

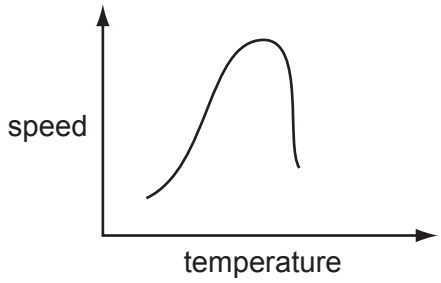

Suggest an explanation why initially the reaction speed increases then above a certain temperature the speed decreases.

.....

..... [2]

(b) An organic compound decomposes to give off nitrogen.

$$C_6H_5N_2Cl(aq) \rightarrow C_6H_5Cl(l) + N_2(g)$$

The speed of this reaction can be determined by measuring the volume of nitrogen formed at regular intervals. Typical results are shown in the graph below.

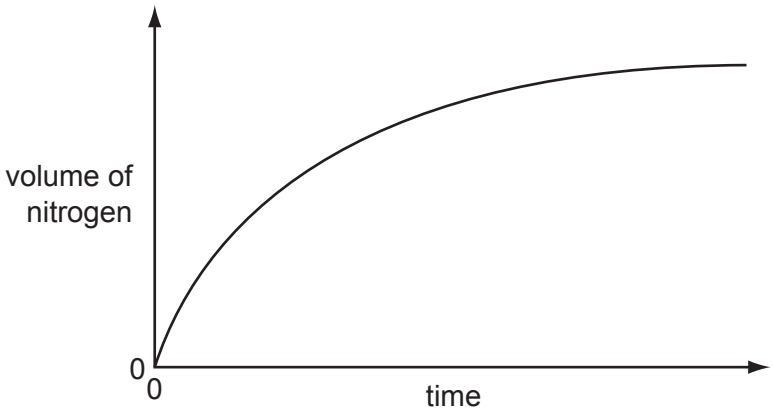

(i) The reaction is catalysed by copper.
Sketch the graph for the catalysed reaction on the diagram above. [2]

For Examiner's Use

(ii) How does the speed of this reaction vary with time?

..... [1]

(iii) Why does the speed of reaction vary with time?

.....

..... [2]

(c) Catalytic converters reduce the pollution from motor vehicles.

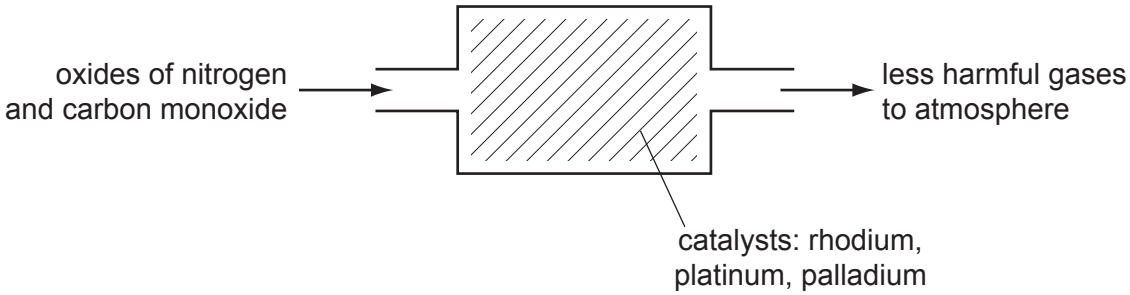

(i) Describe how carbon monoxide and the oxides of nitrogen are formed in car engines.

.....

.....

.....

..... [4]

(ii) Describe the reaction(s) inside the catalytic converter which change these pollutants into less harmful gases. Include at least one equation in your description.

.....

.....

..... [3]

[Total: 17]

For Examiner's Use

4 Silicon(IV) oxide, SiO_2, and zirconium(IV) oxide, ZrO_2, are both macromolecules.
They have similar physical properties but silicon(IV) oxide is acidic and zirconium(IV) oxide is amphoteric.

(a) Define the term *macromolecule*.

.....

..... [1]

(b) **(i)** Predict **three** physical properties of these two oxides.

.....

.....

..... [3]

(ii) Name an element which has the same physical properties as these two oxides.

..... [1]

(c) **(i)** Name a reagent that reacts with the oxides of both elements.

..... [1]

(ii) Name a reagent that reacts with only one of the oxides.

reagent .....

oxide which reacts ..... [2]

[Total: 8]

© UCLES 2012

For Examiner's Use

5 Carbonyl chloride, $COCl_2$, is widely used in industry to make polymers, dyes and pharmaceuticals.

(a) Carbonyl chloride was first made in 1812 by exposing a mixture of carbon monoxide and chlorine to bright sunlight. This is a photochemical reaction.

$$CO(g) + Cl_2(g) \rightarrow COCl_2(g)$$

(i) Explain the phrase *photochemical reaction*.

.....

..... [2]

(ii) Give another example of a photochemical reaction and explain why it is important either to the environment or in industry.

.....

.....

..... [3]

(b) Carbonyl chloride is now made by the reversible reaction given below.

$$CO(g) + Cl_2(g) \rightleftharpoons COCl_2(g)$$

The forward reaction is exothermic.
The reaction is catalysed by carbon within a temperature range of 50 to 150 °C.

(i) Predict the effect on the yield of carbonyl chloride of increasing the pressure. Explain your answer.

.....

..... [2]

(ii) If the temperature is allowed to increase to above 200 °C, very little carbonyl chloride is formed. Explain why.

.....

..... [2]

(iii) Explain why a catalyst is used.

..... [1]

For Examiner's Use

(c) The structural formula of carbonyl chloride is given below.

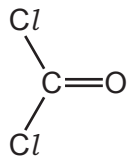

Draw a diagram showing the arrangement of the outer (valency) electrons in one molecule of this covalent compound.

Use o to represent an electron from a carbon atom.
Use x to represent an electron from a chlorine atom.
Use ● to represent an electron from an oxygen atom.

[3]

[Total: 13]

For Examiner's Use

6 A sandwich contains three of the main constituents of food.

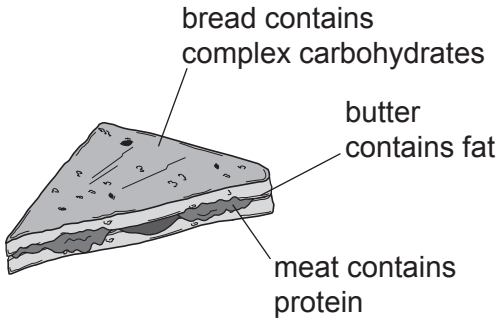

(a) **(i)** These constituents of food can be hydrolysed by boiling with acid or alkali. Complete the table.

constituent of food	product of hydrolysis
protein	
fat	
complex carbohydrate	

[3]

(ii) What type of synthetic polymer contains the same linkage as

fats, ...

proteins? ..... [2]

(b) An incomplete structural formula of a protein is given below.
Complete this diagram by inserting the linkages.

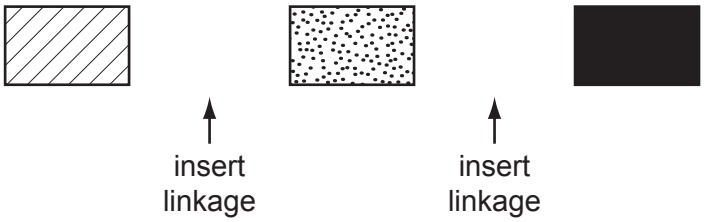

[2]

(c) Butter contains mainly saturated fats. Fats based on vegetable oils, such as olive oil, contain mainly unsaturated fats.

A small amount of fat was dissolved in an organic solvent.
Describe how you could determine if the fat was saturated or unsaturated.

.....

.....

..... [3]

[Total: 10]

For Examiner's Use

7 Both strontium and sulfur have chlorides of the type XCl_2. The table below compares some of their properties.

	strontium chloride	sulfur chloride
appearance	white crystals	red liquid
formula	$SrCl_2$	SCl_2
melting point / °C	874	–120
boiling point / °C	1250	59
conductivity of liquid	good	poor
solubility in water	dissolves to form a neutral solution	reacts to form a solution of pH 1

(a) (i) Use the data in the table to explain why sulfur chloride is a liquid at room temperature, 25 °C.

.....

..... [2]

(ii) Strontium is a metal and sulfur is a non-metal. Explain why both have chlorides of the type XCl_2.
The electron distribution of a strontium atom is 2 + 8 + 18 + 8 + 2.

.....

.....

..... [2]

(iii) Deduce the name of the acidic compound formed when sulfur chloride reacts with water.

..... [1]

(iv) Explain the difference in the electrical conductivity of liquid strontium chloride and liquid sulfur chloride.

.....

.....

..... [3]

© UCLES 2012

For Examiner's Use

(b) Strontium chloride-6-water can be made from the insoluble compound, strontium carbonate, by the following reactions.

$SrCO_3(s) + 2HCl(aq) \rightarrow SrCl_2(aq) + CO_2(g) + H_2O(l)$

$SrCl_2(aq) + 6H_2O(l) \rightarrow SrCl_2.6H_2O(s)$

The following method was used to prepare the crystals.

1 Add excess strontium carbonate to hot hydrochloric acid.
2 Filter the resulting mixture.
3 Partially evaporate the filtrate and allow to cool.
4 Filter off the crystals of $SrCl_2.6H_2O$.
5 Dry the crystals between filter papers.

(i) How would you know when excess strontium carbonate had been added in step 1?

.....

..... [1]

(ii) Why is it necessary to filter the mixture in step 2?

..... [1]

(iii) In step 3, why partially evaporate the filtrate rather than evaporate to dryness?

..... [1]

(c) In the above experiment, 50.0 cm^3 of hydrochloric acid of concentration 2.0 mol / dm^3 was used. 6.4 g of $SrCl_2.6H_2O$ was made.
Calculate the percentage yield.

number of moles of HCl used = ...

number of moles of $SrCl_2.6H_2O$ which could be formed = ...

mass of one mole of $SrCl_2.6H_2O$ is 267 g

theoretical yield of $SrCl_2.6H_2O$ = ...g

percentage yield = ...% [4]

[Total: 15]

© UCLES 2012

DATA SHEET
The Periodic Table of the Elements

Group I	Group II											Group III	Group IV	Group V	Group VI	Group VII	Group 0
							1 **H** Hydrogen 1										4 **He** Helium 2
7 **Li** Lithium 3	9 **Be** Beryllium 4											11 **B** Boron 5	12 **C** Carbon 6	14 **N** Nitrogen 7	16 **O** Oxygen 8	19 **F** Fluorine 9	20 **Ne** Neon 10
23 **Na** Sodium 11	24 **Mg** Magnesium 12											27 **Al** Aluminium 13	28 **Si** Silicon 14	31 **P** Phosphorus 15	32 **S** Sulfur 16	35.5 **Cl** Chlorine 17	40 **Ar** Argon 18
39 **K** Potassium 19	40 **Ca** Calcium 20	45 **Sc** Scandium 21	48 **Ti** Titanium 22	51 **V** Vanadium 23	52 **Cr** Chromium 24	55 **Mn** Manganese 25	56 **Fe** Iron 26	59 **Co** Cobalt 27	59 **Ni** Nickel 28	64 **Cu** Copper 29	65 **Zn** Zinc 30	70 **Ga** Gallium 31	73 **Ge** Germanium 32	75 **As** Arsenic 33	79 **Se** Selenium 34	80 **Br** Bromine 35	84 **Kr** Krypton 36
85 **Rb** Rubidium 37	88 **Sr** Strontium 38	89 **Y** Yttrium 39	91 **Zr** Zirconium 40	93 **Nb** Niobium 41	96 **Mo** Molybdenum 42	**Tc** Technetium 43	101 **Ru** Ruthenium 44	103 **Rh** Rhodium 45	106 **Pd** Palladium 46	108 **Ag** Silver 47	112 **Cd** Cadmium 48	115 **In** Indium 49	119 **Sn** Tin 50	122 **Sb** Antimony 51	128 **Te** Tellurium 52	127 **I** Iodine 53	131 **Xe** Xenon 54
133 **Cs** Caesium 55	137 **Ba** Barium 56	139 **La** Lanthanum 57 *	178 **Hf** Hafnium 72	181 **Ta** Tantalum 73	184 **W** Tungsten 74	186 **Re** Rhenium 75	190 **Os** Osmium 76	192 **Ir** Iridium 77	195 **Pt** Platinum 78	197 **Au** Gold 79	201 **Hg** Mercury 80	204 **Tl** Thallium 81	207 **Pb** Lead 82	209 **Bi** Bismuth 83	**Po** Polonium 84	**At** Astatine 85	**Rn** Radon 86
Fr Francium 87	226 **Ra** Radium 88	227 **Ac** Actinium 89 †															

140 **Ce** Cerium 58	141 **Pr** Praseodymium 59	144 **Nd** Neodymium 60	**Pm** Promethium 61	150 **Sm** Samarium 62	152 **Eu** Europium 63	157 **Gd** Gadolinium 64	159 **Tb** Terbium 65	162 **Dy** Dysprosium 66	165 **Ho** Holmium 67	167 **Er** Erbium 68	169 **Tm** Thulium 69	173 **Yb** Ytterbium 70	175 **Lu** Lutetium 71
232 **Th** Thorium 90	**Pa** Protactinium 91	238 **U** Uranium 92	**Np** Neptunium 93	**Pu** Plutonium 94	**Am** Americium 95	**Cm** Curium 96	**Bk** Berkelium 97	**Cf** Californium 98	**Es** Einsteinium 99	**Fm** Fermium 100	**Md** Mendelevium 101	**No** Nobelium 102	**Lr** Lawrencium 103

*58-71 Lanthanoid series
†90-103 Actinoid series

Key

a	
X	a = relative atomic mass
b	**X** = atomic symbol
	b = proton (atomic) number

The volume of one mole of any gas is 24 dm^3 at room temperature and pressure (r.t.p.).

Permission to reproduce items where third-party owned material protected by copyright is included has been sought and cleared where possible. Every reasonable effort has been made by the publisher (UCLES) to trace copyright holders, but if any items requiring clearance have unwittingly been included the publisher will be pleased to make amends at the earliest possible opportunity.

University of Cambridge International Examinations is part of the Cambridge Assessment Group. Cambridge Assessment is the brand name of University of Cambridge Local Examinations Syndicate (UCLES), which is itself a department of the University of Cambridge.

© UCLES 2012